







## RVS Master™ Power Steering & Hydraulics Treatment

### Application Instructions

- RVS Master™ Power Steering & Hydraulics Treatment has a wide range of applications in cars, heavy machinery & equipment as well as marine vehicles.
- RVS Master™ forms a nano-ceramic layer onto the moving parts of pumps, reducing internal friction and heat. The useful life of these pumps is increased, and you will notice smoother and quieter operation of your equipment.
- One RVS Master™ Treatment lasts for 60,000km/40,000miles or 1,500 hours of operation. Under severe operating conditions, treatment may be repeated sooner.

**Note:** Do not skip any of the steps in the following procedure. Doing so can significantly diminish your results.

#### Treatment Procedure

-  Shake Bottle well until there is no more residue on bottom of bottle
-  If treating a car, locate the Power Steering pump reservoir, remove cap and pour the entire bottle. Replace cap -----  
-----  
If treating machinery, locate the hydraulic fluid expansion tank or another outlet through which to pour contents of bottle
-  If treating a car, immediately start it and turn wheel side to side slowly for 5-10 minutes. Don't turn the wheel all the way until it hits the end on either side – stop just short of that and turn the other way -----  
-----  
If treating machinery, operate the equipment immediately for 5-10 minutes, utilizing all of the available hydraulic systems if possible
-  You can now resume using your vehicle/equipment as usual

#### Storage and safety instructions

Store at temperatures below +40 °C (105 °F). In case of skin contact, wash with lukewarm water and soap. If the product gets in your eyes, it may cause irritation – flush with water and consult a doctor if the irritation continues. If the product is swallowed, flush the mouth with water and consult a doctor. Do not induce vomiting! Keep product out of reach of children.